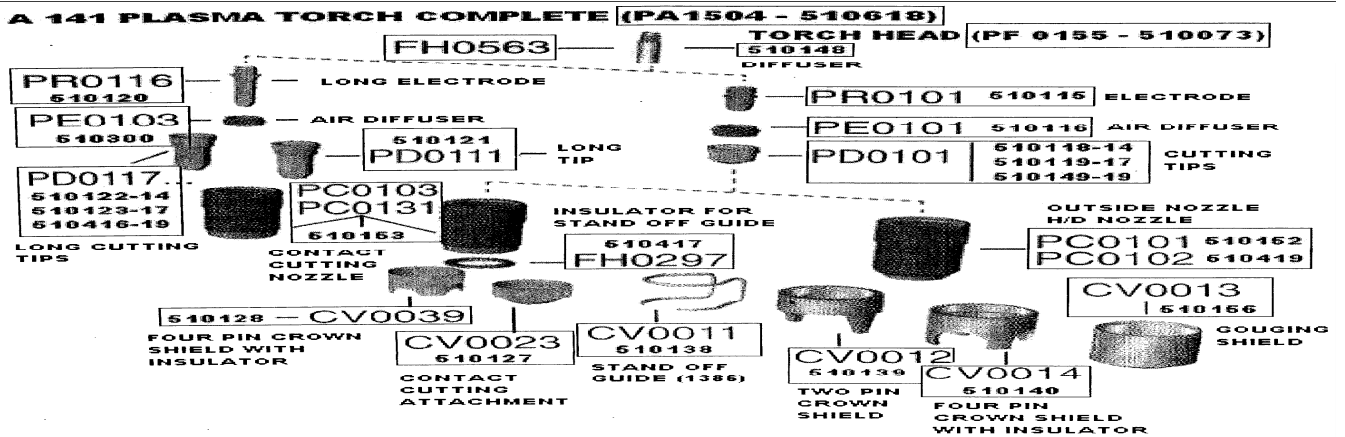


Info - WELD No. 16 A

WELDAMAX WELDING INFORMATION BULLETIN

ACCOUNTABILITY - COMMITMENT - CONTINUOUS IMPROVEMENT - TEAMWORK

PLASMA ARC CUTTING TORCH SPARES





THE **THERMAX** TECHNICAL INFORMATION



AIR PLASMA ARC CUTTING TORCH TEST TUBE

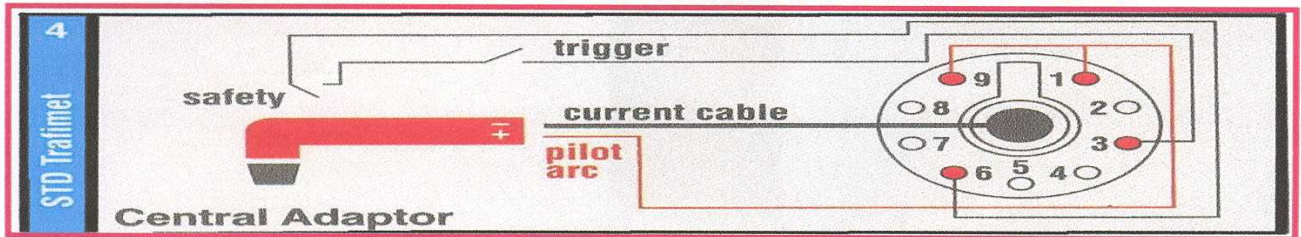
correct air flow = cooling, cutting and life of spare parts ok

EACH PLASMA TORCH IS SUPPLIED WITH AN AIR PRESSURE TEST TUBE. IF CORRECTLY USED OUR CLIENTS WILL OBTAIN BEST RESULTS FROM OUR QUALITY CUTTING EQUIPMENT.

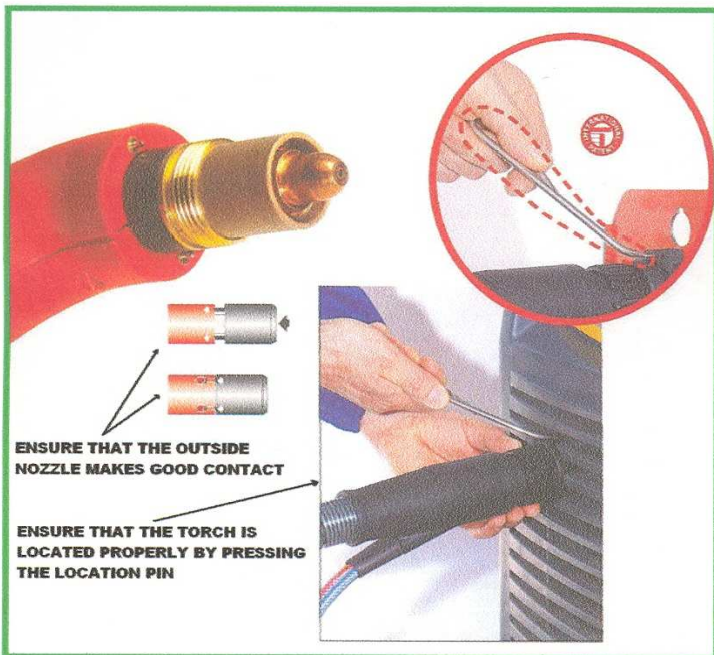
ENSURE THAT YOUR CLIENT IS AWARE OF THIS TUBE AND THAT EACH TORCH MODEL HAS IT'S SPECIFIC CALIBRATED TUBE



CENTRAL ADAPTOR PIN CONNECTIONS



SAFETY FEATURES



CURRENT & AIR FLOW

